修订记录		
修订	说明	日期

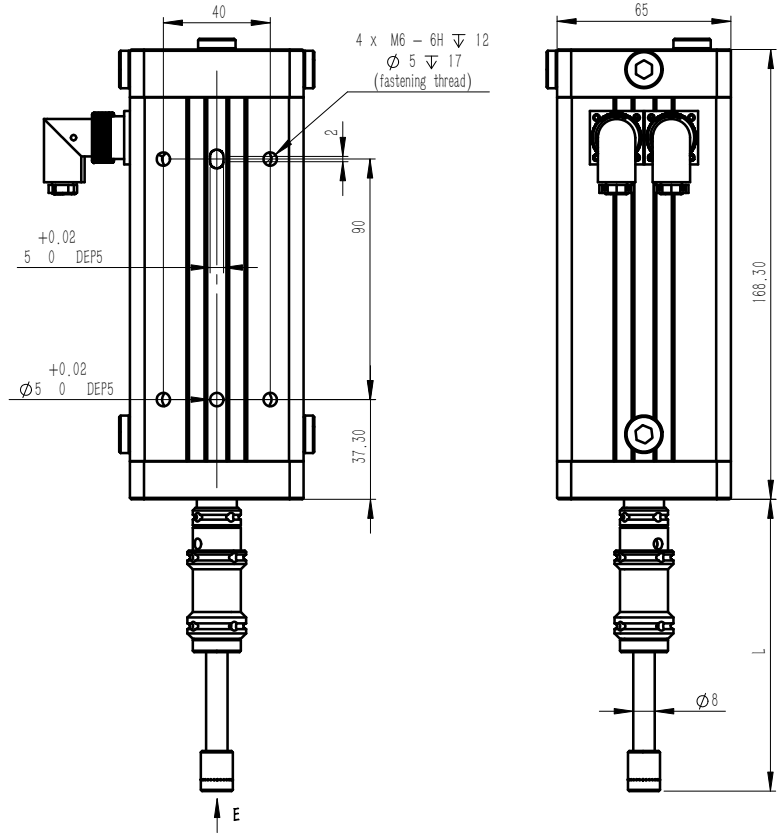

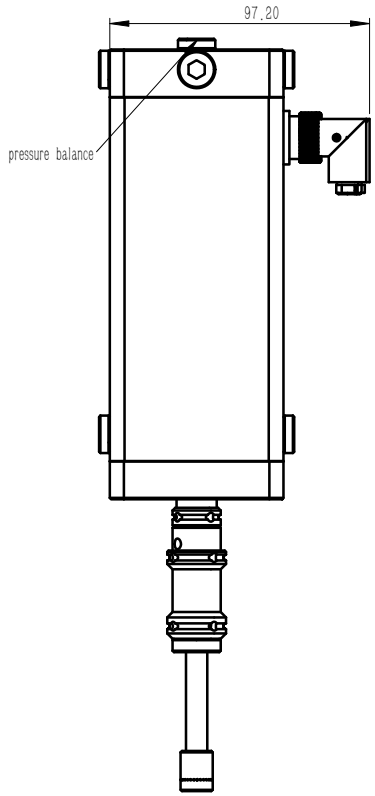

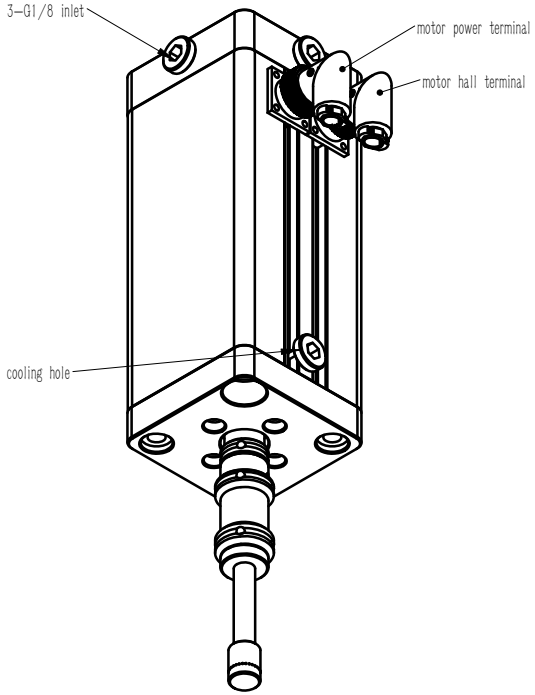

视图 E

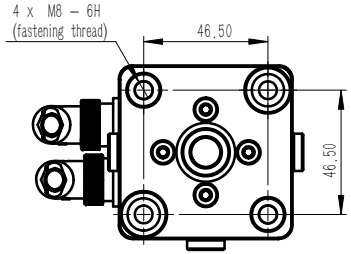

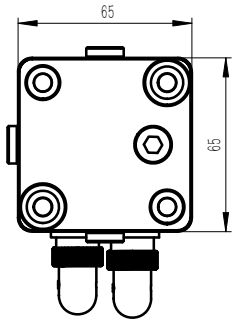

未注公差Unmarked tolerance (mm)									
非机加工Non machining		机加工Machining		制 图 Design	Lenovo	2024/4/17	材料/品牌 Material / brand	图号/规格型号 Drawing no./Specifications	PRO–T AXDV–R1
120–400 ±0.5		X ±0.1	图纸比例 Drawing scale	1:2	校 对 Check		热处理 Heat treatment		数量 Number
0.5–6 ±0.1	400–1000 ±0.8	X.X ±0.05							
6–30 ±0.2	1000–2000 ±1.2	X.XX ±0.02	其余 Rest 3.2	审 批 Approval			表面处理 Surface treatment		版 本 Version
30–120 ±0.3	2000–4000 ±2.0	X.XXX ±0.005							

说明：
1. 甩油单元提供两种安装方式：(a) (b) 通过侧安装孔4–M6安装；
2. 提供三个进油连接孔3–G1/8；
3. 气压平衡口为甩油单元自身功能需